


# ACNN SPA EURO RACE FREE PRACTICE

## Sector Analysis

■ Personal Best   
 ■ Session Best   
 ■ Crossing the finish line in pit lane

Lap	D	Time	Sector 1	Sector 2	Sector 3	T. Spd	Elapsed	Lap	D	Time	Sector 1	Sector 2	Sector 3	T. Spd	Elapsed	
<b>9</b> 1.Dimitri van der Spek BMW E36 325i Ooperon Cup								1	1	5:11.877					5:11.877	
								2	1	4:07.070					9:18.947	
								3	1	4:19.995					13:38.942	
								4	1	4:04.887					17:43.829	
								5	1	3:57.255					21:41.084	
								6	1	3:53.181					25:34.265	
								7	1	4:03.822					29:38.087	
								8	1	4:32.246					34:10.333	
<b>10</b> 1.Jorn Boertien/Verswyverer BMW E36 325i Ooperon Cup								1	1	5:13.848	2:08.454	1:56.871	1:08.523	118.6	5:13.848	
								2	1	4:05.487	1:11.084	1:50.569	1:03.834	114.9	9:19.335	
								3	1	3:51.200	1:06.434	1:45.731	59.035	130.9	13:10.535	
								4	1	3:45.239	1:04.382	1:43.676	57.181	132.4	16:55.774	
								5	1	3:39.075	1:03.143	1:40.259	55.673	143.8	20:34.849	
								6	1	3:39.992	1:02.069	1:41.379	56.544	160.7	24:14.841	
								7	1	3:39.837	1:01.058	1:39.479	59.300	169.5	27:54.678	
								8	1	4:14.399 <span style="color: blue;">B</span>	1:05.259	1:45.230	1:23.910	135.0	32:09.077	
<b>11</b> 1.Mathieu Kruger/Kruger BMW E36 325i Ooperon Cup								1	1	5:14.875	2:18.200				142.7	5:14.875
								2	1	4:06.070	1:10.784				113.6	9:20.945
								3	1	3:50.396	1:06.446				148.4	13:11.341
								4	1	3:43.716	1:03.794				135.2	16:55.057
								5	1	3:38.902	1:01.894				156.5	20:33.959
								6	1	3:38.452	1:00.976				160.2	24:12.411
								7	1	3:38.563	1:00.817				159.3	27:50.974
								8	1	4:15.988 <span style="color: blue;">B</span>	1:04.500				101.7	32:06.962
<b>12</b> 1.Maurice van Dijk BMW E36 325i Ooperon Cup								1	1	4:30.529	1:30.411	1:54.709	1:05.409	149.4	4:30.529	
								2	1	3:53.099	1:03.822	1:51.316	57.961	142.1	8:23.628	
								3	1	3:39.156	1:01.935	1:41.671	55.550	125.3	12:02.784	
								4	1	3:37.262	1:02.423	1:39.839	55.000	154.9	15:40.046	
								5	1	3:39.788	1:03.779	1:40.054	55.955	138.5	19:19.834	
								6	1	3:30.046	59.500	1:37.046	53.500	157.2	22:49.880	
								7	1	3:33.632	59.868	1:37.467	56.297	144.0	26:23.512	
								8	1	3:39.748	1:00.600	1:38.602	1:00.546	151.3	30:03.260	
<b>15</b> 1.Ronald van Loon BMW E36 325i Ooperon Cup								1	1	4:23.747	1:18.222	2:00.860	1:04.665	103.4	4:23.747	
								2	1	4:08.362	1:07.865	1:56.835	1:03.662	118.9	8:32.109	
								3	1	3:51.414	1:06.836	1:45.369	59.209	129.8	12:23.523	
								4	1	3:47.494	1:05.073	1:45.556	56.865	133.8	16:11.017	
								5	1	3:40.429	1:02.179	1:41.339	56.911	153.0	19:51.446	
								6	1	3:38.950	1:02.234	1:40.228	56.488	161.4	23:30.396	
								7	1	3:51.408 <span style="color: blue;">B</span>	1:00.812	1:38.704	1:11.892	162.4	27:21.804	
<b>16</b> 1.Henk van Dijk BMW E36 325i Ooperon Cup								1	1	4:18.757	1:21.358	1:50.489	1:06.910	135.3	4:18.757	



# ACNN SPA EURO RACE FREE PRACTICE

## Sector Analysis

■ Personal Best   
 ■ Session Best   
 ■ B Crossing the finish line in pit lane

Lap	D	Time	Sector 1	Sector 2	Sector 3	T. Spd	Elapsed	Lap	D	Time	Sector 1	Sector 2	Sector 3	T. Spd	Elapsed		
2	1	4:04.527	B	1:07.693	1:45.015	1:11.819	157.0	8:23.284	4	1	3:44.230	1:04.148	1:43.062	57.020	152.3	16:52.745	
3	1	7:45.250		4:59.709	1:47.236	58.305	130.3	16:08.534	5	1	3:40.772	1:03.107	1:41.581	56.084	153.4	20:33.517	
4	1	3:46.329		1:05.845	1:43.219	57.265	149.6	19:54.863	6	1	3:43.110	1:03.421	1:42.114	57.575	166.9	24:16.627	
5	1	3:43.023		1:04.654	1:41.787	56.582	138.5	23:37.886	7	1	3:54.356	1:02.927	1:43.192	1:08.237	173.1	28:10.983	
6	1	4:02.829	B	1:02.372	1:40.572	1:19.885	149.0	27:40.715	8	1	4:47.895	B	1:08.429	1:54.497	1:44.969	123.3	32:58.878

38		1. Wiegers Meendering		BMW E36 325i		Ooperon Cup		
1	1	4:43.841	1:52.596	1:47.417	1:03.828	128.4	4:43.841	
2	1	3:46.715	1:07.783	1:42.380	56.552	125.0	8:30.556	
3	1	3:57.512	B	1:03.126	1:44.315	1:10.071	126.6	12:28.068
4	1	6:30.576		3:45.060	1:47.496	58.020	139.4	18:58.644
5	1	3:32.834		1:00.020	1:38.481	54.333	156.5	22:31.478
6	1	3:34.647		1:00.205	1:37.771	56.671	141.9	26:06.125
7	1	3:34.978		59.790	1:37.360	57.828	161.4	29:41.103
8	1	4:12.189		1:09.333	1:49.588	1:13.268	115.9	33:53.292

40		1. Lekkerkerker Stiksma		BMW E36 325i		Ooperon Cup	
1	1	4:11.518	1:15.764			107.8	4:11.518
2	1	3:49.447	1:06.185			127.2	8:00.965
3	1	3:36.738	1:01.283			162.4	11:37.703
4	1	3:34.401	1:00.963			162.9	15:12.104
5	1	3:35.279	1:02.042			141.9	18:47.383
6	1	3:31.826	1:00.852			163.4	22:19.209
7	1	3:45.565	B	59.507		148.8	26:04.774

43		1. Arnold Bakker		BMW E36 325i		Ooperon Cup		
1	1	4:41.405	1:45.266	1:50.885	1:05.254	104.1	4:41.405	
2	1	3:54.005	1:06.570	1:48.013	59.422	141.4	8:35.410	
3	1	4:06.953	B	1:05.462	1:44.613	1:16.878	142.9	12:42.363
4	1	5:51.118		3:09.371	1:44.825	56.922	154.3	18:33.481
5	1	3:43.449		1:01.776	1:45.567	56.106	157.7	22:16.930
6	1	3:39.459		1:01.246	1:42.932	55.281	143.0	25:56.389
7	1	3:43.642		1:00.933	1:42.920	59.789	151.9	29:40.031
8	1	4:51.310	B	1:22.218	2:03.861	1:25.231	92.5	34:31.341

50		1. Jan Joyce Vos/Vos		Zilhouette		Zilhouette Cup		
1	1	4:17.831	1:19.784	1:52.679	1:05.368	109.4	4:17.831	
2	1	3:52.516	1:04.917	1:47.080	1:00.519	134.8	8:10.347	
3	1	3:35.977	1:01.416	1:38.812	55.749	157.0	11:46.324	
4	1	3:28.890	58.446	1:36.895	53.549	153.2	15:15.214	
5	1	3:29.848	1:00.614	1:37.041	52.193	146.1	18:45.062	
6	1	3:25.668		56.471	1:36.624	52.573	166.7	22:10.730
7	1	3:24.702		57.341	1:33.672	53.689	166.2	25:35.432
8	1	3:34.453		59.956	1:36.697	57.800	156.7	29:09.885
9	1	3:56.547		1:05.699	1:47.040	1:03.808	144.0	33:06.432

57		1. Hans Hoekstra		BMW E36 325i		Ooperon Cup	
1	1	5:07.611	1:59.573	1:57.433	1:10.605	114.8	5:07.611
2	1	4:06.769	1:09.184	1:51.086	1:06.499	150.4	9:14.380
3	1	3:54.135	1:10.383	1:45.588	58.164	149.2	13:08.515


69		1. Jan Barry Drenth		Zilhouette		Zilhouette Cup		
1	1	4:31.364	1:41.633	1:47.668	1:02.063	144.2	4:31.364	
2	1	3:38.998	1:01.256	1:38.277	59.465	135.0	8:10.362	
3	1	3:22.529	58.146	1:33.055	51.328	164.9	11:32.891	
4	1	3:18.287	57.168	1:30.403	50.716	165.1	14:51.178	
5	1	3:20.340	59.281	1:30.816	50.243	165.4	18:11.518	
6	1	3:19.019	58.036	1:31.191	49.792	175.6	21:30.537	
7	1	3:17.437	57.243	1:29.079	51.115	179.7	24:47.974	
8	1	3:22.043		56.110	1:29.440	56.493	176.2	28:10.017
9	1	4:04.361	B	1:01.439	1:40.762	1:22.160	111.2	32:14.378

73		1. John den Hollander		Zilhouette		Zilhouette Cup		
1	1	5:15.717	2:28.616	1:46.376	1:00.725	118.4	5:15.717	
2	1	3:49.130	1:08.299	1:45.157	55.674	125.0	9:04.847	
3	1	3:39.243	1:00.866			121.9	12:44.090	
4	1	3:32.639	58.452	1:39.323	54.864	137.8	16:16.729	
5	1	3:28.575	58.688	1:36.838	53.049	144.2	19:45.304	
6	1	3:27.918	58.125	1:36.678	53.115	142.7	23:13.222	
7	1	3:30.416		57.795	1:36.529	56.092	142.9	26:43.638
8	1	4:02.990	B	1:02.836	1:42.489	1:17.665	118.4	30:46.628

74		1. Caspers Mik		BMW E36 325i		Ooperon Cup	
1	1	5:27.449	2:27.747			125.4	5:27.449
2	1	3:57.933	1:05.551			135.5	9:25.382
3	1	4:15.305	B	1:07.214		119.5	13:40.687
4	1	5:52.836		3:01.049		143.0	19:33.523
5	1	3:53.239		1:04.047		128.3	23:26.762
6	1	3:50.603		1:04.096		143.4	27:17.365
7	1	4:35.132	B	1:10.392		119.3	31:52.497

77		1. Erik Geerts		Zilhouette		Zilhouette Cup		
1	1	4:17.711	1:27.655	1:49.860	1:00.196	129.2	4:17.711	
2	1	3:32.315	1:01.021	1:38.210	53.084	148.6	7:50.026	
3	1	3:25.551	58.761	1:34.060	52.730	167.7	11:15.577	
4	1	3:22.527	58.526	1:33.521	50.480	158.6	14:38.104	
5	1	3:18.400	57.125	1:30.907	50.368	174.5	17:56.504	
6	1	3:19.558	56.274	1:32.822	50.462	167.4	21:16.062	
7	1	3:20.081	56.474	1:32.153	51.454	169.5	24:36.143	
8	1	3:21.428		56.140	1:30.404	54.884	179.1	27:57.571
9	1	4:13.786	B	1:01.855	1:38.882	1:33.049	149.6	32:11.357

78		1. Mark Wieringa		Zilhouette		Zilhouette Cup	
1	1	4:31.930	1:36.466	1:52.313	1:03.151	118.8	4:31.930
2	1	3:39.323	1:02.886	1:40.925	55.512	144.8	8:11.253



# ACNN SPA EURO RACE FREE PRACTICE

## Sector Analysis

Personal Best Session Best B Crossing the finish line in pit lane

Lap	D	Time	Sector 1	Sector 2	Sector 3	T. Spd	Elapsed	Lap	D	Time	Sector 1	Sector 2	Sector 3	T. Spd	Elapsed
3	1	3:26.527	59.785	1:34.380	52.362	168.0	11:37.780								
4	1	3:23.407	57.328	1:34.397	51.682	160.0	15:01.187								
5	1	3:24.124	57.121	1:34.841	52.162	176.5	18:25.311								
6	1	<b>3:18.073</b>	<b>56.345</b>	<b>1:30.725</b>	<b>51.003</b>	168.5	21:43.384								
7	1	3:19.618	57.050	1:31.370	51.198	176.8	25:03.002								
8	1	3:24.566	57.496	1:34.384	52.686	162.7	28:27.568								
9	1	4:54.558 <b>B</b>	1:13.386	2:03.429	1:37.743	101.7	33:22.126								

82 1.Henk/Marcel Sijtsma/Schc							Zilhouette Zilhouette Cup
1	1	5:00.606	2:16.620	1:44.534	59.452	136.9	5:00.606
2	1	3:36.136	59.887	1:40.585	55.664	134.3	8:36.742
3	1	3:37.205	1:00.934	1:40.557	55.714	128.7	12:13.947
4	1	3:26.486	1:00.059	1:33.441	52.986	161.2	15:40.433
5	1	3:23.841	1:00.239	1:30.564	53.038	156.5	19:04.274
6	1	<b>3:19.722</b>	<b>57.859</b>	<b>1:30.394</b>	<b>51.469</b>	156.3	22:23.996
7	1	3:22.090	<b>57.169</b>	1:32.573	52.348	146.3	25:46.086
8	1	3:52.048 <b>B</b>	1:00.805	1:34.676	1:16.567	135.7	29:38.134

92 1.Michael Hermans							Zilhouette Zilhouette Cup
1	1	4:58.533	2:10.147	1:49.839	58.547	112.0	4:58.533
2	1	3:30.353	58.415	1:38.794	53.144	168.2	8:28.886
3	1	3:27.429	58.953	1:34.901	53.575	182.4	11:56.315
4	1	3:20.449	56.057	1:33.574	50.818	183.4	15:16.764
5	1	3:22.486	58.105	1:34.204	<b>50.177</b>	152.3	18:39.250
6	1	3:22.766	58.792	1:32.677	51.297	185.2	22:02.016
7	1	<b>3:19.549</b>	<b>55.574</b>	1:31.919	52.056	187.8	25:21.565
8	1	3:19.761	56.353	<b>1:31.541</b>	51.867	184.3	28:41.326
9	1	4:24.939 <b>B</b>	59.439	1:48.004	1:37.496	169.3	33:06.265

93 1.Carlijn Bergsma/de Jonq							Zilhouette Zilhouette Cup
1	1	5:04.629	2:22.080	1:44.277	58.272	150.4	5:04.629
2	1	3:33.671	58.786	1:38.015	56.870	160.5	8:38.300
3	1	3:33.340	1:01.404	1:38.491	53.445	146.9	12:11.640
4	1	<b>3:24.610</b>	58.169	1:33.957	52.484	170.3	15:36.250
5	1	3:35.153 <b>B</b>	58.409	<b>1:31.220</b>	1:05.524	177.3	19:11.403
6	1	5:13.688	2:49.433	1:31.841	<b>52.414</b>	174.5	24:25.091
7	1	3:29.717	<b>57.348</b>	1:33.939	58.430	168.5	27:54.808
8	1	3:38.879	1:00.408	1:37.414	1:01.057	125.6	31:33.687

95 1.Raymond Hannink							Zilhouette Zilhouette Cup
1	1	4:42.644	1:46.540	1:51.435	1:04.669	104.0	4:42.644
2	1	3:55.467	1:06.986	1:49.434	59.047	126.3	8:38.111
3	1	3:47.899	1:04.165	1:43.816	59.918	121.8	12:26.010
4	1	3:33.705	1:00.904	1:38.158	54.643	127.4	15:59.715
5	1	3:31.463	58.508	1:37.758	55.197	155.2	19:31.178
6	1	3:25.790	58.763	1:34.236	<b>52.791</b>	136.4	22:56.968
7	1	<b>3:24.218</b>	<b>57.883</b>	<b>1:32.772</b>	53.563	150.6	26:21.186
8	1	3:34.096	58.840	1:38.473	56.783	148.1	29:55.282
9	1	3:41.838	1:03.420	1:41.136	57.282	133.2	33:37.120

96 1.Marcel van der Lyke							Zilhouette Zilhouette Cup
1	1	4:33.145	1:36.964	1:52.248	1:03.933	121.5	4:33.145
2	1	3:51.829	1:04.726	1:48.973	58.130	131.9	8:24.974
3	1	3:44.051	1:04.440	1:44.897	54.714	141.9	12:09.025
4	1	3:31.121	59.443	1:37.406	54.272	154.9	15:40.146
5	1	3:30.290	1:02.016	1:35.156	53.118	170.1	19:10.436
6	1	<b>3:23.218</b>	57.658	1:33.853	<b>51.707</b>	176.2	22:33.654
7	1	3:36.832 <b>B</b>	<b>57.393</b>	<b>1:33.380</b>	1:06.059	175.6	26:10.486


98 1.Jack Hoekstra							Zilhouette Zilhouette Cup
1	1	5:01.139	2:19.617	1:45.428	56.094	131.4	5:01.139
2	1	3:31.127	58.710	1:36.665	55.752	176.5	8:32.266
3	1	3:31.560	1:00.058	1:38.326	53.176	147.7	12:03.826
4	1	3:16.164	55.924	1:30.913	<b>49.327</b>	184.0	15:19.990
5	1	3:18.615	<b>55.629</b>	1:32.605	50.381	159.1	18:38.605
6	1	3:15.715	57.563	1:28.699	49.453	166.2	21:54.320
7	1	<b>3:15.669</b>	57.491	<b>1:28.430</b>	49.748	181.8	25:09.989
8	1	3:19.999	58.286	1:30.195	51.518	180.9	28:29.988
9	1	4:41.925 <b>B</b>	1:04.784	1:50.186	1:46.955	105.7	33:11.913

102 1.Marloes Dijkhuis							BMW E90 M3 DTC
1	1	5:00.906	1:43.766	2:04.350	1:12.790	113.7	5:00.906
2	1	4:01.473	1:11.383	1:49.279	1:00.811	125.9	9:02.379
3	1	3:49.017	<b>1:02.294</b>	1:46.258	1:00.465	126.5	12:51.396
4	1	3:48.002	1:03.076	1:46.105	58.821	135.2	16:39.398
5	1	<b>3:45.194</b>	1:02.654	<b>1:43.875</b>	<b>58.665</b>	141.5	20:24.592
6	1	3:53.110	1:03.827	1:49.011	1:00.272	125.4	24:17.702
7	1	3:56.786	1:05.217	1:46.809	1:04.760	128.7	28:14.488
8	1	5:04.013 <b>B</b>	1:22.577	2:03.556	1:37.880	88.8	33:18.501

103 1.Rene Snel							BMW E36 M3 DTC
1	1	5:00.913 <b>B</b>	1:48.921			115.4	5:00.913
2	1	3:49.380	1:22.838			142.3	8:50.293
3	1	3:24.940	<b>53.402</b>			144.2	12:15.233
4	1	<b>3:13.492</b>	58.021			173.6	15:28.725

127 1.Jacob van den Outenaar							BMW E36 325i DTC
1	1	5:19.846	2:18.206	1:55.240	1:06.400	113.3	5:19.846
2	1	4:03.364	1:10.379	1:51.080	1:01.905	125.4	9:23.210
3	1	4:13.850	1:08.811	2:02.105	1:02.934	111.6	13:37.060
4	1	4:03.835	1:10.576	1:53.115	1:00.144	133.2	17:40.895
5	1	<b>3:49.019</b>	<b>1:03.014</b>	<b>1:46.000</b>	<b>1:00.005</b>	131.2	21:29.914
6	1	3:57.228	1:05.468	1:49.002	1:02.758	151.9	25:27.142
7	1	4:08.612	1:04.668	1:48.344	1:15.600	126.8	29:35.754
8	1	4:45.364 <b>B</b>	1:17.137	1:55.833	1:32.394	120.4	34:21.118

134 1.Hielke Oosten Sipke Bijzit							Zilhouette M3 DTC
1	1	3:41.983	1:03.205	1:45.554	53.224	125.1	3:41.983



# ACNN SPA EURO RACE FREE PRACTICE

## Sector Analysis

■ Personal Best   
 ■ Session Best   
 ■ Crossing the finish line in pit lane

Lap	D	Time	Sector 1	Sector 2	Sector 3	T. Spd	Elapsed	Lap	D	Time	Sector 1	Sector 2	Sector 3	T. Spd	Elapsed	
2	1	3:16.649	55.698	1:32.601	48.350	169.3	6:58.632	2	1	4:06.154	1:09.100	1:51.485	1:05.569	153.6	9:15.558	
3	1	<b>3:07.408</b>	53.312	<b>1:26.795</b>	<b>47.301</b>	192.2	10:06.040	3	1	4:25.012	1:13.124	2:07.426	1:04.462	148.1	13:40.570	
4	1	3:15.834	<b>52.172</b>	1:35.522	48.140	188.8	13:21.874	4	1	4:04.214	1:10.520	1:51.499	1:02.195	147.1	17:44.784	
5	1	3:21.640	<b>B</b>	52.778	1:28.141	1:00.721	166.4	16:43.514	5	1	3:57.646	<b>1:06.210</b>	1:51.098	1:00.338	140.1	21:42.430
6	1	4:46.010	2:23.686	1:32.932	49.392	174.2	21:29.524	6	1	<b>3:52.929</b>	1:07.549	<b>1:46.344</b>	<b>59.036</b>	149.2	25:35.359	
7	1	3:12.881	54.187	1:30.393	48.301	178.8	24:42.405	7	1	4:03.860	1:07.077	1:48.697	1:08.086	140.4	29:39.219	
8	1	3:13.421	52.529	1:28.284	52.608	182.4	27:55.826	8	1	4:33.840	1:21.445	2:03.165	1:09.230	93.7	34:13.059	
9	1	4:07.044	<b>B</b>	57.993	1:36.681	1:32.370	131.5	32:02.870								

142 1. Marc Dijkhuis BMW E46 GTR DTC							
1	1	5:08.559	2:03.383	1:55.580	1:09.596	114.9	5:08.559
2	1	3:46.249	1:03.067	1:43.295	59.887	146.5	8:54.808
3	1	3:40.351	1:01.203	1:43.069	56.079	134.2	12:35.159
4	1	3:35.687	59.347	1:40.102	56.238	141.9	16:10.846
5	1	3:27.189	58.217	1:36.863	<b>52.109</b>	135.0	19:38.035
6	1	<b>3:26.764</b>	<b>57.459</b>	1:35.485	53.820	153.4	23:04.799
7	1	3:26.923	57.476	<b>1:34.416</b>	55.031	156.1	26:31.722
8	1	3:42.259	59.074	1:43.659	59.526	145.0	30:13.981

167 1. Sjef Jansen BMW E36 M3 DTC							
1	1	5:21.920					5:21.920
2	1	3:57.623					9:19.543
3	1	3:39.175					12:58.718
4	1	3:30.869					16:29.587
5	1	3:24.742					19:54.329
6	1	3:22.830					23:17.159
7	1	<b>3:21.782</b>					26:38.941
8	1	3:24.798					30:03.739

191 1. Zlatko Bralic BMW E36 M3 DTC								
1	1	5:08.956	2:27.042	1:39.800	1:02.114	128.9	5:08.956	
2	1	3:25.788	56.646	1:34.687	54.455	146.7	8:34.744	
3	1	3:25.054	58.679	1:34.331	52.044	132.4	11:59.798	
4	1	3:16.264	54.580	1:31.086	50.598	163.1	15:16.062	
5	1	3:18.336	56.595	1:29.467	52.274	167.4	18:34.398	
6	1	<b>3:13.200</b>	54.864	1:29.108	<b>49.228</b>	162.2	21:47.598	
7	1	3:15.724	57.835	<b>1:27.697</b>	50.192	170.3	25:03.322	
8	1	3:15.336	<b>54.509</b>	1:28.427	52.400	168.2	28:18.658	
9	1	4:17.135	<b>B</b>	1:02.203	1:49.383	1:25.549	127.4	32:35.793

194 1. Marcel van der Lip BMW E36 M3 DTC								
1	1	4:58.475	2:06.615	1:50.589	1:01.271	113.7	4:58.475	
2	1	3:48.215	1:04.273	1:48.242	55.700	162.2	8:46.690	
3	1	3:38.161	1:01.669	<b>1:38.474</b>	58.018	166.7	12:24.851	
4	1	3:33.226	59.245	1:40.024	<b>53.957</b>	154.1	15:58.077	
5	1	<b>3:32.655</b>	58.102	1:38.980	55.573	161.4	19:30.732	
6	1	4:03.808	<b>B</b>	<b>57.800</b>	1:46.367	1:19.641	160.5	23:34.540

202 1. Rianneke Dijkhuis BMW 123 D DTC							
1	1	5:09.404	2:01.319	1:57.089	1:10.996	118.3	5:09.404


205 1. Wolter Zijlstra BMW E36 325i DTC								
1	1	4:10.432	1:14.405	1:52.437	1:03.590	99.0	4:10.432	
2	1	3:36.743	1:03.973	1:38.446	54.324	142.1	7:47.175	
3	1	3:27.585	59.480	1:34.893	53.212	145.7	11:14.760	
4	1	3:25.194	58.263	1:33.855	53.076	152.1	14:39.954	
5	1	3:23.201	57.987	1:32.766	52.448	165.4	18:03.155	
6	1	3:23.540	57.592	1:34.375	51.573	160.0	21:26.695	
7	1	<b>3:21.137</b>	58.013	<b>1:31.757</b>	<b>51.367</b>	157.7	24:47.832	
8	1	3:23.100	<b>56.943</b>	1:32.167	53.990	169.8	28:10.932	
9	1	4:21.767	<b>B</b>	1:04.207	1:49.424	1:28.136	133.3	32:32.699

206 1. Lawrens Gooshouwer BMB COMPACT DTC							
1	1	5:46.982	3:07.316			130.0	5:46.982
2	1	3:29.779	59.349			159.5	9:16.761
3	1	<b>3:28.916</b>	57.978			153.6	12:45.677
4	1	3:39.137	<b>B</b>	<b>57.674</b>		153.0	16:24.814
5	1	8:06.297	5:04.609			133.5	24:31.111
6	1	3:46.637	1:01.925			166.9	28:17.748
7	1	4:58.401	<b>B</b>	1:15.487		90.8	33:16.149

234 1. Gert-Jan Zanting VW GOLF TDI DTC								
1	1	4:16.206	1:05.784	2:03.224	1:07.198	113.6	4:16.206	
2	1	4:13.854	1:12.504	1:59.328	1:02.022	123.0	8:30.060	
3	1	4:00.830	1:11.172	1:49.578	1:00.080	130.1	12:30.890	
4	1	3:58.126	1:04.440	1:51.011	1:02.675	126.6	16:29.016	
5	1	3:50.595	1:04.043	1:46.661	59.891	133.8	20:19.611	
6	1	<b>3:44.613</b>	<b>1:02.542</b>	<b>1:44.898</b>	<b>57.173</b>	138.5	24:04.224	
7	1	4:14.547	<b>B</b>	1:04.509	1:49.863	1:20.175	126.2	28:18.771

236 1. Peter Koopman Gerard va VW GOLF TDI DTC								
1	1	4:04.926	59.849	1:57.009	1:08.068	100.5	4:04.926	
2	1	4:04.438	1:10.742	1:47.728	1:05.968	120.7	8:09.364	
3	1	4:01.089	1:11.164	1:48.249	1:01.676	112.4	12:10.453	
4	1	3:52.889	1:09.672	1:42.914	1:00.303	118.6	16:03.342	
5	1	3:49.037	1:04.369	1:45.228	59.440	139.4	19:52.379	
6	1	<b>3:40.810</b>	1:04.591	<b>1:40.224</b>	<b>55.995</b>	138.8	23:33.189	
7	1	4:00.204	<b>B</b>	<b>1:02.640</b>	1:40.624	1:16.940	132.5	27:33.393

241 1. Dave Hopman Gigi Rikma VW GOLF TDI DTC							
1	1	4:08.783	1:02.259	1:57.913	1:08.611	97.9	4:08.783
2	1	4:06.670	1:11.143	1:49.024	1:06.503	120.3	8:15.453
3	1	4:10.381	1:09.575	1:54.161	1:06.645	130.6	12:25.834



# ACNN SPA EURO RACE FREE PRACTICE

## Sector Analysis

■ Personal Best   
 ■ Session Best   
 ■ B Crossing the finish line in pit lane

Lap	D	Time	Sector 1	Sector 2	Sector 3	T. Spd	Elapsed	Lap	D	Time	Sector 1	Sector 2	Sector 3	T. Spd	Elapsed
4	1	4:01.861	1:07.792	1:51.242	1:02.827	129.7	16:27.695	3	1	3:10.781	54.984	1:28.084	<span style="color: green;">47.713</span>	163.1	10:36.197
5	1	3:53.570	1:06.320	1:46.400	1:00.850	122.4	20:21.265	4	1	<span style="color: green;">3:09.631</span>	53.669	1:27.966	47.996	173.9	13:45.828
6	1	<span style="color: green;">3:50.570</span>	1:06.189	<span style="color: green;">1:43.856</span>	<span style="color: green;">1:00.525</span>	135.7	24:11.835	5	1	3:13.772	55.432	1:29.215	49.125	165.4	16:59.600
7	1	3:57.305	<span style="color: green;">1:04.713</span>	1:45.172	1:07.420	139.0	28:09.140	6	1	3:16.486	57.051	1:28.742	50.693	164.6	20:16.086
8	1	7:32.540 <b>B</b>	1:23.286	4:38.300	1:30.954	90.9	35:41.680	7	1	3:10.540	53.784	<span style="color: green;">1:27.238</span>	49.518	170.9	23:26.626

**242** 1. Robert den Engelman M d  
VW GOLF TDI  
DTC

1	1	3:45.343	55.394	1:49.997	59.952	119.6	3:45.343
2	1	3:45.926	1:04.915	1:44.411	56.600	134.2	7:31.269
3	1	3:47.810	1:07.434	1:43.815	56.561	124.7	11:19.079
4	1	3:41.315	1:02.745	1:41.792	56.778	123.9	15:00.394
5	1	3:36.675	<span style="color: green;">1:02.067</span>	<span style="color: green;">1:39.621</span>	54.987	134.3	18:37.069
6	1	<span style="color: green;">3:36.376</span>	1:02.239	1:39.936	<span style="color: green;">54.201</span>	130.0	22:13.445
7	1	3:38.533	1:03.391	1:40.209	54.933	139.7	25:51.978
8	1	4:01.867	1:02.853	1:56.223	1:02.791	138.8	29:53.845
9	1	4:52.163 <b>B</b>	1:20.627	2:06.746	1:24.790	106.0	34:46.008

**244** 1. Rogier de Leeuw/de Vreec  
BMW E36 325i  
DTC

1	1	4:36.787	1:33.297	1:54.843	1:08.647	136.7	4:36.787
2	1	3:50.264	1:07.558	1:44.365	58.341	126.9	8:27.051
3	1	3:46.032	1:04.542	1:45.115	56.375	138.1	12:13.083
4	1	3:35.373	1:04.676	1:35.474	55.223	132.4	15:48.456
5	1	<span style="color: green;">3:28.832</span>	59.962	1:35.217	53.653	149.2	19:17.288
6	1	3:40.221 <b>B</b>	<span style="color: green;">58.172</span>	1:33.734	1:08.315	146.5	22:57.509
7	1	5:19.582	2:56.690	<span style="color: green;">1:31.177</span>	<span style="color: green;">51.715</span>	169.0	28:17.091
8	1	4:09.730 <b>B</b>	1:01.859	1:46.794	1:21.077	133.0	32:26.821

**246** 1. Jonke Jelgerhuis  
ALFA  
DTC

1	1	4:09.405	1:10.218	1:51.732	1:07.455	109.3	4:09.405
2	1	3:53.276	1:07.587	1:47.752	57.937	121.9	8:02.681
3	1	3:45.561	1:03.885	1:43.305	58.371	132.7	11:48.242
4	1	3:41.177	1:03.048	1:42.283	55.846	161.2	15:29.419
5	1	3:36.512	1:01.634	1:38.992	55.886	165.4	19:05.931
6	1	<span style="color: green;">3:32.888</span>	<span style="color: green;">1:00.418</span>	<span style="color: green;">1:37.977</span>	<span style="color: green;">54.493</span>	161.4	22:38.819
7	1	3:35.169	1:00.499	1:38.162	56.508	154.1	26:13.988
8	1	4:09.564 <b>B</b>	1:04.969	1:41.249	1:23.346	150.4	30:23.552

**900** 1. Marc Oostrum  
Porsche 944  
Porsche Cup

1	1	4:20.776	1:12.499	1:58.822	1:09.455	104.0	4:20.776
2	1	4:06.360	1:09.665	1:52.608	1:04.087	118.4	8:27.136
3	1	3:55.382	1:07.628	1:46.767	1:00.987	101.7	12:22.518
4	1	3:54.257	1:07.292	1:47.203	59.762	131.9	16:16.775
5	1	<span style="color: green;">3:51.829</span>	1:05.131	1:47.174	<span style="color: green;">59.524</span>	125.4	20:08.604
6	1	3:53.959	1:06.361	<span style="color: green;">1:46.202</span>	1:01.396	133.0	24:02.563
7	1	3:55.280	<span style="color: green;">1:03.692</span>	1:46.264	1:05.324	130.0	27:57.843
8	1	4:47.235 <b>B</b>	1:09.547	2:00.863	1:36.825	110.3	32:45.078

**901** 1. Harry en Patrick Verkerk  
Porsche 968 Cl.Sp.  
Porsche Cup

1	1	4:08.146	1:27.980	1:43.568	56.598	143.6	4:08.146
2	1	3:17.270	56.512	1:31.216	49.542	168.2	7:25.416

3	1	3:10.781	54.984	1:28.084	<span style="color: green;">47.713</span>	163.1	10:36.197
4	1	<span style="color: green;">3:09.631</span>	53.669	1:27.966	47.996	173.9	13:45.828
5	1	3:13.772	55.432	1:29.215	49.125	165.4	16:59.600
6	1	3:16.486	57.051	1:28.742	50.693	164.6	20:16.086
7	1	3:10.540	53.784	<span style="color: green;">1:27.238</span>	49.518	170.9	23:26.626
8	1	3:12.014	54.556	1:27.413	50.045	172.2	26:38.640
9	1	3:14.882	<span style="color: green;">53.522</span>	1:28.957	52.403	150.0	29:53.522
10	1	3:52.417 <b>B</b>	1:00.335	1:38.722	1:13.360	130.8	33:45.939

**902** 1. Edwin Klooster  
Porsche 944  
Porsche Cup

1	1	4:32.226	1:19.209	2:02.929	1:10.088	109.2	4:32.226
2	1	4:11.923	1:10.953	1:55.158	1:05.812	131.2	8:44.149
3	1	4:09.038	1:10.014	1:54.395	1:04.629	130.3	12:53.187
4	1	<span style="color: green;">4:01.263</span>	<span style="color: green;">1:07.495</span>	<span style="color: green;">1:50.747</span>	<span style="color: green;">1:03.021</span>	135.8	16:54.450
5	1	4:03.495	1:08.911	1:50.894	1:03.690	124.7	20:57.945
6	1	4:05.678	1:08.564	1:52.612	1:04.502	128.4	25:03.623
7	1	4:11.045	1:08.107	1:52.489	1:10.449	140.4	29:14.668
8	1	4:37.730	1:16.904	2:07.686	1:13.140	120.9	33:52.398

**905** 1. Richard Buitendijk  
Porsche 944 Turbo  
Porsche Cup

1	1	4:29.526 <b>B</b>	1:09.075	1:51.731	1:28.720	108.3	4:29.526
2	1	12:47.686	...	1:38.909	56.278	124.4	17:17.212
3	1	3:19.973	57.477	1:32.304	<span style="color: green;">50.192</span>	165.1	20:37.185
4	1	<span style="color: green;">3:18.347</span>	56.486	<span style="color: green;">1:31.165</span>	50.696	180.9	23:55.532
5	1	3:18.564	<span style="color: green;">53.170</span>	1:31.928	53.466	175.3	27:14.096
6	1	3:50.170 <b>B</b>	56.847	1:34.322	1:19.001	150.4	31:04.266

**907** 1. Ruud van Rooijen  
Porsche Cup

1	1	4:18.822	1:26.561	1:51.930	1:00.331	108.4	4:18.822
2	1	3:39.593	1:02.977	1:42.557	54.059	144.8	7:58.415
3	1	3:23.954	57.709	1:32.034	54.211	178.2	11:22.369
4	1	3:22.404	58.368	1:31.536	52.500	170.9	14:44.773
5	1	3:21.579	57.028	1:32.424	52.127	172.8	18:06.352
6	1	3:23.467	57.122	1:33.711	52.634	159.1	21:29.819
7	1	<span style="color: green;">3:21.436</span>	58.497	<span style="color: green;">1:31.315</span>	<span style="color: green;">51.624</span>	165.9	24:51.255
8	1	3:33.906	<span style="color: green;">56.732</span>	1:42.563	54.611	172.0	28:25.161
9	1	4:36.954 <b>B</b>	1:11.076	1:44.856	1:41.022	111.6	33:02.115


**908** 1. Ruben Nooy  
Porsche 944  
Porsche Cup

1	1	4:16.947	1:12.069	1:58.810	1:06.068	105.6	4:16.947
2	1	4:05.374	1:12.526	1:51.752	1:01.096	125.9	8:22.321
3	1	3:57.675	1:05.989	1:52.204	59.482	140.3	12:19.996
4	1	3:55.122	1:06.014	1:49.629	59.479	128.3	16:15.118
5	1	3:52.620	1:05.663	1:47.707	59.250	137.6	20:07.738
6	1	<span style="color: green;">3:48.188</span>	<span style="color: green;">1:04.703</span>	<span style="color: green;">1:44.707</span>	<span style="color: green;">58.778</span>	146.9	23:55.926
7	1	3:50.456	1:04.910	1:46.096	59.450	144.6	27:46.382
8	1	4:05.911	1:07.037	1:50.902	1:07.972	128.3	31:52.293

**915** 1. Wilbert Groenewoud  
Porsche 944  
Porsche Cup

1	1	4:21.567	1:22.175	1:57.323	1:02.069	115.1	4:21.567
---	---	----------	----------	----------	----------	-------	----------





# ACNN SPA EURO RACE FREE PRACTICE

## Sector Analysis

■ Personal Best   
 ■ Session Best   
 ■ Crossing the finish line in pit lane

Lap	D	Time	Sector 1	Sector 2	Sector 3	T. Spd	Elapsed	Lap	D	Time	Sector 1	Sector 2	Sector 3	T. Spd	Elapsed
2	1	3:53.877	1:06.753	1:46.983	1:00.141	134.8	8:15.444	2	1	3:59.946	1:09.531	1:49.202	1:01.213	129.0	8:10.566
3	1	3:50.241	1:05.111	1:46.203	58.927	131.9	12:05.685	3	1	3:45.889	1:06.009	1:42.950	56.930	141.0	11:56.455
4	1	3:45.188	<span style="color: green;">1:02.467</span>	<span style="color: green;">1:43.803</span>	58.918	160.0	15:50.873	4	1	3:42.444	1:03.277	1:41.871	57.296	159.3	15:38.899
5	1	<span style="color: green;">3:44.947</span>	1:03.363	1:44.313	<span style="color: green;">57.271</span>	148.8	19:35.820	5	1	3:48.232	1:04.208	1:46.583	57.441	133.0	19:27.131
6	1	3:45.797	1:04.114	1:43.960	57.723	146.9	23:21.617	6	1	<span style="color: green;">3:37.692</span>	<span style="color: green;">1:01.809</span>	<span style="color: green;">1:40.353</span>	<span style="color: green;">55.530</span>	151.0	23:04.823
7	1	3:46.139	1:02.988	1:44.239	58.912	148.6	27:07.756	7	1	4:03.653 <span style="color: blue;">B</span>	1:01.903	1:40.589	1:21.161	147.7	27:08.476
8	1	4:15.229 <span style="color: blue;">B</span>	1:06.080	1:50.477	1:18.672	138.5	31:22.985								

919		1. Sander Roest		Porsche 944 Porsche Cup			
1	1	4:08.068	1:13.185	1:51.492	1:03.391	104.9	4:08.068
2	1	3:46.931	1:05.363	1:42.927	58.641	151.9	7:54.999
3	1	3:38.591	1:02.284	1:40.510	55.797	145.4	11:33.590
4	1	3:37.840	1:02.276	1:39.787	<span style="color: green;">55.777</span>	145.9	15:11.430
5	1	4:12.542	1:14.971	1:53.266	1:04.305	140.1	19:23.972
6	1	<span style="color: green;">3:37.082</span>	<span style="color: green;">1:01.874</span>	1:39.363	55.845	160.7	23:01.054
7	1	3:37.475	1:02.565	<span style="color: green;">1:38.636</span>	56.274	150.4	26:38.529
8	1	4:31.701 <span style="color: blue;">B</span>	1:09.443	1:53.964	1:28.294	115.8	31:10.230

925		1. Marco Braakman		Porsche Cup			
1	1	4:13.749	1:26.090	1:48.006	59.653	120.3	4:13.749
2	1	3:37.781	1:05.456	1:39.014	53.311	124.3	7:51.530
3	1	3:24.648	58.574	1:33.606	52.468	145.9	11:16.178
4	1	3:17.644	56.400	1:30.784	50.460	169.0	14:33.822
5	1	3:18.603	55.841	1:31.425	51.337	165.9	17:52.425
6	1	3:18.871	58.138	1:30.737	49.996	161.7	21:11.296
7	1	<span style="color: green;">3:14.265</span>	56.100	<span style="color: green;">1:28.539</span>	<span style="color: green;">49.626</span>	181.2	24:25.561
8	1	3:25.528	<span style="color: green;">55.174</span>	1:34.903	55.451	181.8	27:51.089
9	1	4:04.981 <span style="color: blue;">B</span>	1:01.231	1:37.461	1:26.289	154.3	31:56.070

930		1. Huib Havik		Porsche 944 Porsche Cup			
1	1	4:06.312	1:00.939	1:57.550	1:07.823	102.4	4:06.312
2	1	4:02.463	1:10.502	1:50.049	1:01.912	112.4	8:08.775
3	1	3:58.645	1:08.816	1:48.390	1:01.439	137.4	12:07.420
4	1	3:55.400	1:07.664	1:46.913	1:00.823	148.1	16:02.820
5	1	<span style="color: green;">3:49.580</span>	<span style="color: green;">1:03.945</span>	<span style="color: green;">1:45.303</span>	1:00.332	149.0	19:52.400
6	1	3:50.374	1:05.978	1:45.875	<span style="color: green;">58.521</span>	138.6	23:42.774
7	1	3:53.591	1:04.735	1:46.258	1:02.598	157.0	27:36.365
8	1	4:03.318	1:06.998	1:51.150	1:05.170	126.8	31:39.683

934		1. Robert Hackbarth		Porsche 944 Porsche Cup			
1	1	4:36.546	1:17.568			103.1	4:36.546
2	1	4:36.014	1:16.215			107.1	9:12.560
3	1	4:30.240					13:42.800
4	1	4:02.926					17:45.726
5	1	<span style="color: green;">3:58.249</span>	<span style="color: green;">1:08.211</span>				21:43.975
6	1	4:23.586	1:11.906			137.6	26:07.561
7	1	5:09.652 <span style="color: blue;">B</span>	1:17.859			108.4	31:17.213

939		1. Rudy Sluiter		Porsche 944 Porsche Cup			
1	1	4:10.620	1:09.765	1:53.548	1:07.307	104.1	4:10.620


957		1. NiekJan Steehouwer/Huis		Porsche Cup			
1	1	4:19.759	1:21.894	1:55.138	1:02.727	119.2	4:19.759
2	1	3:46.352	1:01.866	1:47.211	57.275	141.2	8:06.111
3	1	3:29.970	58.372	1:37.758	53.840	151.9	11:36.081
4	1	3:29.142	57.411	1:38.239	53.492	159.5	15:05.223
5	1	3:24.697	57.065	1:35.616	<span style="color: green;">52.016</span>	152.8	18:29.920
6	1	<span style="color: green;">3:23.453</span>	<span style="color: green;">55.751</span>	<span style="color: green;">1:35.425</span>	52.277	160.0	21:53.373
7	1	3:27.942	59.190	1:35.589	53.163	153.2	25:21.315
8	1	3:50.181 <span style="color: blue;">B</span>	58.061	1:37.565	1:14.555	158.6	29:11.496

966		1. Christiaan van Garderen		Porsche 944 Porsche Cup			
1	1	4:42.251	1:24.286			107.2	4:42.251
2	1	4:20.039	1:15.267			126.5	9:02.290
3	1	4:07.451	1:09.244			126.6	13:09.741
4	1	4:01.886	1:10.748			136.4	17:11.627
5	1	<span style="color: green;">3:53.283</span>	<span style="color: green;">1:05.315</span>			130.4	21:04.910
6	1	3:55.475	1:05.479			127.7	25:00.385
7	1	3:58.895	1:06.330			146.3	28:59.280
8	1	4:15.288	1:11.063			126.5	33:14.568

968		1. Johan Heil		Porsche Cup			
1	1	3:34.619	50.898	1:44.754	58.967	134.5	3:34.619
2	1	3:30.620	1:01.805	1:36.317	52.498	165.1	7:05.239
3	1	3:21.143	57.652	1:31.720	51.771	169.5	10:26.382
4	1	3:18.948	57.204	1:30.689	51.055	176.5	13:45.330
5	1	3:22.379	1:01.302	1:30.309	50.768	162.4	17:07.709
6	1	<span style="color: green;">3:18.543</span>	<span style="color: green;">56.206</span>	1:31.931	50.406	169.5	20:26.252
7	1	3:19.456	59.143	<span style="color: green;">1:30.303</span>	<span style="color: green;">50.010</span>	153.4	23:45.708
8	1	3:22.278	56.363	1:31.203	54.712	160.0	27:07.986
9	1	3:32.899	59.435	1:35.009	58.455	152.8	30:40.885

975		1. Patrick van den Berg		Porsche Cup			
1	1	4:31.061	1:36.073	1:50.591	1:04.397	116.9	4:31.061
2	1	3:47.679	1:04.674	1:45.792	57.213	131.9	8:18.740
3	1	3:37.949	1:03.155	1:39.308	55.486	127.8	11:56.689
4	1	3:30.505	57.692	1:37.958	54.855	147.5	15:27.194
5	1	3:26.055	57.601	1:35.092	53.362	157.7	18:53.249
6	1	<span style="color: green;">3:23.242</span>	<span style="color: green;">56.598</span>	<span style="color: green;">1:33.547</span>	53.097	155.8	22:16.491
7	1	3:24.732	57.306	1:34.375	<span style="color: green;">53.051</span>	160.5	25:41.223
8	1	3:48.547	1:08.027	1:39.093	1:01.427	151.3	29:29.770
9	1	3:51.327	1:06.761	1:43.935	1:00.631	135.0	33:21.097

986		1. JeanPaul Hulsebos		Porsche Cup	
-----	--	----------------------	--	-------------	--



**ACNN**  
SPA EURO RACE  
FREE PRACTICE

Sector Analysis

■ Personal Best   ■ Session Best   **B** Crossing the finish line in pit lane

Lap	D	Time	Sector 1	Sector 2	Sector 3	T. Spd	Elapsed	Lap	D	Time	Sector 1	Sector 2	Sector 3	T. Spd	Elapsed
1	1	4:33.756	1:49.458	1:45.305	58.993	121.2	4:33.756								
2	1	3:39.525	1:03.419	1:41.213	54.893	133.3	8:13.281								
3	1	3:29.860	1:01.892	1:35.477	52.491	159.3	11:43.141								
4	1	3:20.918	56.728	1:32.764	51.426	144.8	15:04.059								
5	1	3:19.684	57.005	1:31.546	51.133	160.0	18:23.743								
6	1	<b>3:18.310</b>	56.364	<b>1:30.556</b>	51.390	160.5	21:42.053								
7	1	3:18.950	56.523	1:31.314	<b>51.113</b>	167.2	25:01.003								
8	1	3:22.267	<b>55.673</b>	1:33.285	53.309	165.4	28:23.270								
9	1	4:31.328 <b>B</b>	1:08.031	1:44.034	1:39.263	107.7	32:54.598								

993		1.Eric Hesp		Porsche 944 Porsche Cup			
1	1	3:34.718	48.604	1:46.281	59.833	134.8	3:34.718
2	1	3:46.548	1:03.897	1:44.324	58.327	145.4	7:21.266
3	1	3:43.031	1:03.966	1:41.849	57.216	162.4	11:04.297
4	1	<b>3:41.760</b>	<b>1:02.506</b>	1:41.399	57.855	151.3	14:46.057
5	1	3:49.241	1:03.289	1:48.137	57.815	162.9	18:35.298
6	1	3:43.851	1:03.910	1:42.774	<b>57.167</b>	131.1	22:19.149
7	1	3:44.421	1:02.580	<b>1:40.981</b>	1:00.860	136.5	26:03.570
8	1	4:12.799 <b>B</b>	1:05.310	1:47.427	1:20.062	131.5	30:16.369